

## four.fsexample Complex Fourier series example

1 There are several flavors of Fourier series problem: trigonometric/exponential, analysis/synthesis, plotting partial sums/plotting spectra. Of course, problems just present us an opportunity to traverse part of the landscape (to mix two metaphors like 31 similies).

### Example four.fsexample-1

2 Consider a rectified sinusoid

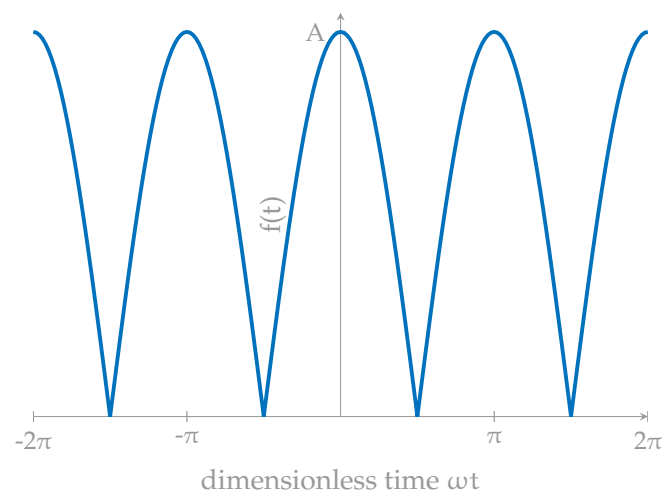
$$f(t) = |A \cos(\omega t)|$$

for  $A, \omega, t \in \mathbb{R}$ , shown in Fig. fsexample.1. The fundamental period is  $T = \pi/\omega$ , half the unrectified period.

- Perform a complex Fourier analysis on  $f(t)$ , computing the complex Fourier components  $c_{\pm n}$ .
- Compute and plot the magnitude and phase spectra.
- Convert  $c_{\pm n}$  to trigonometric components  $a_n$  and  $b_n$ .

Part a: complex Fourier analysis

3 The complex Fourier analysis of Definition four.2 will be applied in a moment. However, it is convenient to first convert  $f$  into an                     . We can write  $f$  over a single period  $t \in [-T/2, T/2)$  as



**Figure fsexample.1:** the function  $f(t) = |A \cos(\omega t)|$  plotted for several periods.

(absolute value property)

(already positive)

(Euler, Eq. 2)

4 Applying Fourier analysis à la Definition four.2 with harmonic frequency  $\omega_n = 2\pi n/T$ ,

$$\begin{aligned}
 c_{\pm n} &= \frac{1}{T} \int_{-T/2}^{T/2} f(t) e^{-j\omega_n t} dt \\
 &= \frac{1}{T} \int_{-T/2}^{T/2} |A| \frac{1}{2} (e^{j\omega t} + e^{-j\omega t}) e^{-j\omega_n t} dt \\
 &= \frac{|A|}{2T} \int_{-T/2}^{T/2} (e^{j\omega t} + e^{-j\omega t}) e^{-j\omega_n t} dt \\
 &= \frac{|A|}{2T} \int_{-T/2}^{T/2} (e^{j(\omega - \omega_n)t} + e^{-j(\omega + \omega_n)t}) dt \\
 &= \frac{|A|}{2T} \left( \frac{1}{j(\omega - \omega_n)} e^{j(\omega - \omega_n)t} - \frac{1}{j(\omega + \omega_n)} e^{-j(\omega + \omega_n)t} \right) \Big|_{-T/2}^{T/2} \\
 &= \frac{|A|}{2T} \left( \frac{1}{j(\omega - \omega_n)} e^{j(\omega - \omega_n)T/2} - \frac{1}{j(\omega + \omega_n)} e^{-j(\omega + \omega_n)T/2} + \right. \\
 &\quad \left. - \frac{1}{j(\omega - \omega_n)} e^{-j(\omega - \omega_n)T/2} + \frac{1}{j(\omega + \omega_n)} e^{j(\omega + \omega_n)T/2} \right) \\
 &= \frac{|A|}{j2T(\omega - \omega_n)} (e^{j(\omega - \omega_n)T/2} - e^{-j(\omega - \omega_n)T/2}) + \\
 &\quad + \frac{|A|}{j2T(\omega + \omega_n)} (e^{j(\omega + \omega_n)T/2} - e^{-j(\omega + \omega_n)T/2}) \\
 &= \frac{|A|}{T(\omega - \omega_n)} \sin((\omega - \omega_n)T/2) + \frac{|A|}{T(\omega + \omega_n)} \sin((\omega + \omega_n)T/2).
 \end{aligned}$$

5 This can be simplified further if we substitute  $T = \pi/\omega$  and  $\omega_n = 2\pi n/T = 2n\omega$ ,

6 Using a product-to-sum trigonometric identity (Appendix math.trig), this further

simplifies to

$$c_{\pm n} = \frac{-2|A|}{\pi(4n^2 - 1)} \cos(\pi n),$$

which, for  $n$  odd or even,

$$c_{\pm n} = \begin{cases} \frac{2|A|}{\pi(4n^2-1)} & n \text{ odd} \\ \frac{-2|A|}{\pi(4n^2-1)} & n \text{ even.} \end{cases}$$

7 Alternatively we could use Matlab's Symbolic Math Toolbox rather straightforwardly.

```
syms A n w wn T t 'real' % symbolic, real
```

8 Now define the function of time  $f$  and the known relations in a dictionary.

```
f = abs(A)*cos(w*t);
props.T = pi/w;
props.wn = 2*n*w;
```

9 Now apply the same Fourier analysis as before.

```
c_n1 = 1/T*int(f*exp(-j*wn*t),t,-T/2,T/2);
c_n = simplify(subs(c_n1,props))
```

```
c_n =
```

```
-(2*cos(pi*n)*abs(A))/(pi*(4*n^2 - 1))
```

10 Nice! This is the \_\_\_\_\_  
\_\_\_\_\_. We can even check our odd/even assumptions.

```
assume((n-1)/2,'integer') % odd
simplify(c_n)
assume(n,'clear') % clear assumptions
assume(n/2,'integer') % even
simplify(c_n)
assume(n,'clear') % clear before moving on
assume(n,'real')
```

```

ans =
(2*abs(A))/(pi*(4*n^2 - 1))

ans =
-(2*abs(A))/(pi*(4*n^2 - 1))

```

11 These are also what we got before.

Part b: harmonic amplitude and phase with spectra

12 According to Eq. 11, the harmonic amplitude is

$$\begin{aligned}
 C_n &= 2\sqrt{c_n c_{-n}} \\
 &= \frac{4|A|}{\pi|4n^2 - 1|} |\cos(\pi n)|
 \end{aligned}$$

13 Let's check with Matlab.

```

assume(n, 'real');
C_n = simplify(2*sqrt(c_n*subs(c_n,n,-n)))
assume(n, 'clear');
assume(n, 'integer');
C_n = simplify(2*sqrt(c_n*subs(c_n,n,-n)))

```

```

C_n =
(4*abs(A)*abs(cos(pi*n)))/(pi*abs(4*n^2 - 1))

C_n =
(4*abs(A))/(pi*abs(4*n^2 - 1))

```

14 We see that if we assume  $n$  is an integer,  $C_n$  simplifies even further than we took it by-hand.

15 Plotting the harmonic amplitude is straightforward. First make  $C_n$  something that can be numerically evaluated and choose parameters.

```

p.A = 1;
C_n_fun = matlabFunction( ...
    subs(C_n, p) ...
);

```

16 Now we plot.

```
n_a = -10:10;
figure
stem(n_a,C_n_fun(n_a))
xlabel('\pm n')
ylabel('harmonic amplitude C_n/|A|')
```

17 Let's find the phase à la Eq. 12 with Matlab directly.

```
phase_n = simplify(atan2(imag(c_n),real(c_n)))
```

```
phase_n =
(pi*sign((-1)^n*abs(A))/(4*n^2 -
↪ 1))*(sign((-1)^n*abs(A))/(4*n^2 - 1) + 1))/2
```

18 The sign function just returns the sign of its argument. It's difficult to see, but this expression only takes on the following two values:



19 We can plot the phase similarly to how we plotted the amplitude. First we get a numerically evaluable function.

```
phase_n_fun = matlabFunction( ...
subs(phase_n, p) ...
);
```

20 Now we plot.

```
figure
stem(n_a,phase_n_fun(n_a))
xlabel('\pm n')
ylabel('harmonic phase')
```

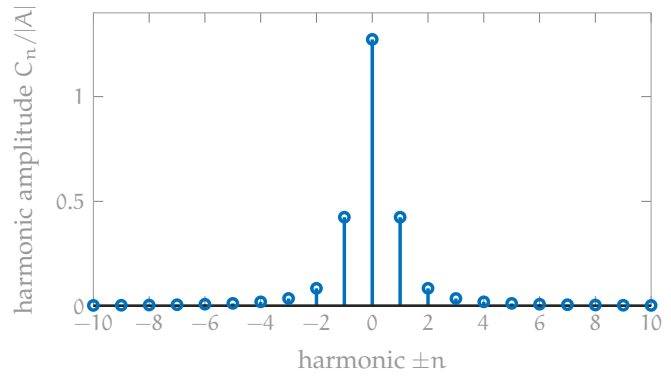


Figure fsex a.2: the harmonic amplitude  $C_n$ .

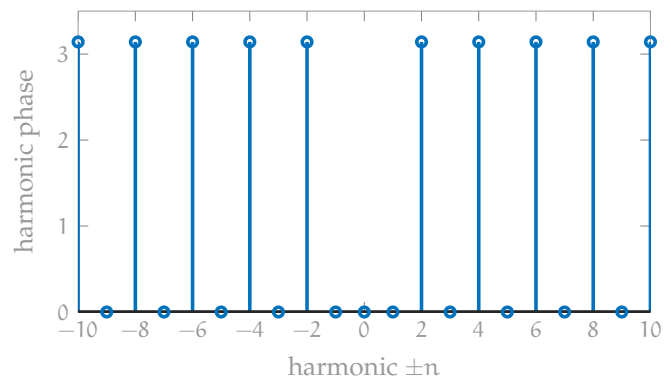


Figure fsex a.3: the harmonic phase.

## • Part c: conversion to trig form

21 According to [Definition four.3](#), the trigonometric components can be computed from the complex components as follows.

```
a_n = simplify(c_n + subs(c_n,n,-n))
b_n = simplify(j*(c_n - subs(c_n,n,-n)))
```

```
a_n =
```

```
-(4*(-1)^n*abs(A))/(pi*(4*n^2 - 1))
```

```
b_n =
```

```
0
```

22 The fact that  $b_n = 0$  should not surprise us:  $f(t)$  is even after all!